

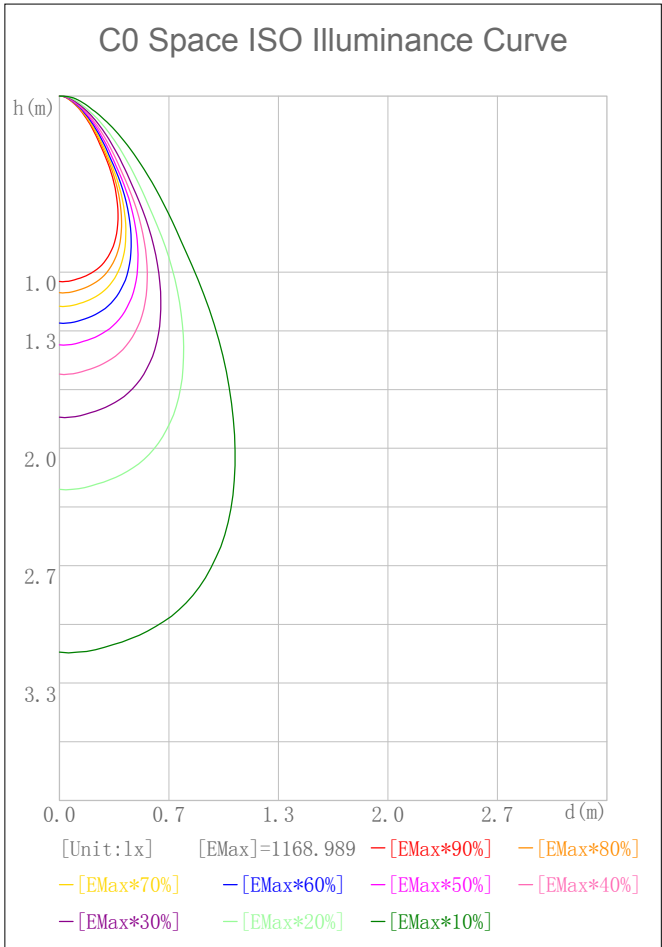
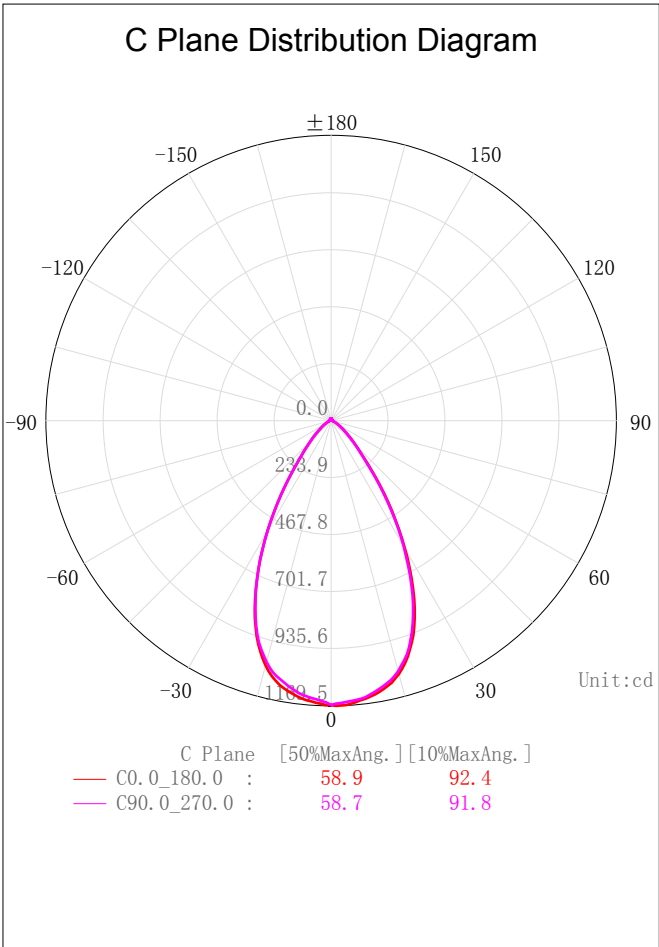
Indoor Luminaire Photometric Data

Description Information

Luminary Name: MD10-13-XX-01 3000K RA90 60D	Lum. Catalog:	Test ID: 01
Lamp Name:	Lamp Catalog: LED	Test Date: 2019/12/21
Manufacture: Shenzhen Norming Lighting Co., Ltd	Shld.Ang(°):	Test Machine:GON-2000
Test Lab: QUality peatment	Frequency (Hz):	Lamp CCT(K): Ra:
Lum. Size (W*L*H): 0.060m*0.060m*0.185m	Lum. Area (m2): 0.015	Lum. W (kg): 0.000
Test System: C, γ	Test Step: C=90.0 γ=1.0	Temp. (°C): 25
		Humidity(%):

Character Parameter

Lamp Speciality Parameter	Luminaire Speciality Parameter	
Rated Flux(lm): 1192.100	Luminary Flux(lm): 1192.100	Field Angle(10%Imax): 92.4(°)
Rated Power(W):	Luminary Efficiency: 100.00%	Down Lumens&Percent: 1160.807lm 97.37%
Rated Voltage(V):	Luminary EER(lm/W): 94.536	Up Lumens&Percent: 31.293lm 2.63%
Tested Power(W): 12.610	Max. Candela(cd): 1169.523	S/MH: C0_a180=0.918 C90_270=0.912
Lamps' Inside: 1	Max Cand@Ang. (°): C=0.0 γ=1.0	CIE Type: Semi-Direct
Tested Electrics (V, A, pf): 240.2, 0.055	Beam Angle(50%Imax): 58.9(°)	ErP Φ use(90°): 1034.691lm
Lamp Size (W*L*H): 0.060m*0.060m*0.185m	Left=-28.4°, Right=30.5°	IRF(%): 218.683



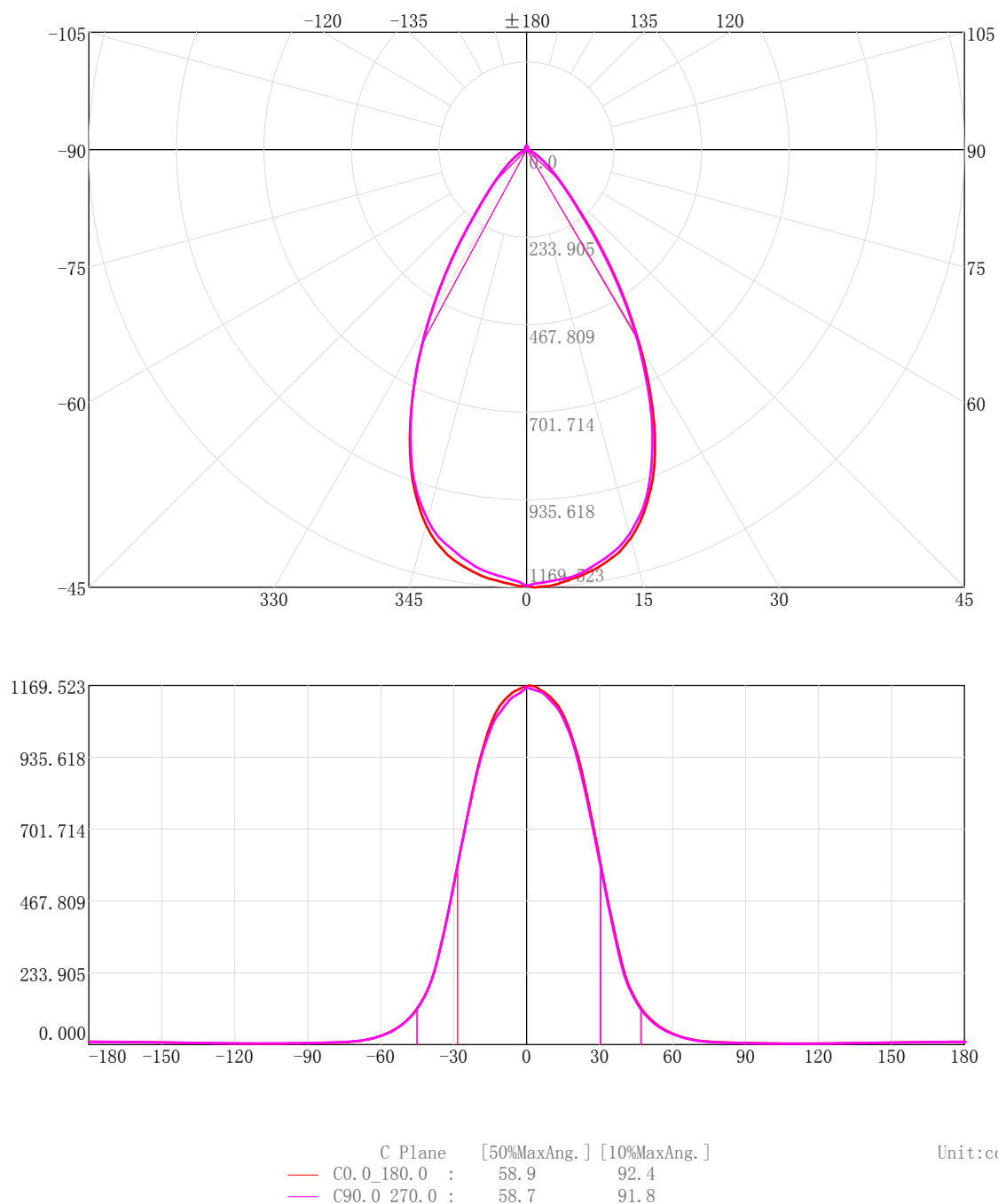
IES Indoor Report

Photometric Filename:MD10-13-XX-01 3000K RA90 60D.IES

2D Plane Light Intensity Distribution Curve

Lum. Name: MD10-13-XX-01 3000K RA90 60D	Lum. Catalog:	Test ID: 01
Lamp Name:	Lamp Catalog: LED	Test Lab: Quality peatment
Manufacture: Shenzhen Norming Lighting Co., Ltd	Test Machine:GON-2000	Test Date: 2019/12/21

C Plane Distribution Diagram



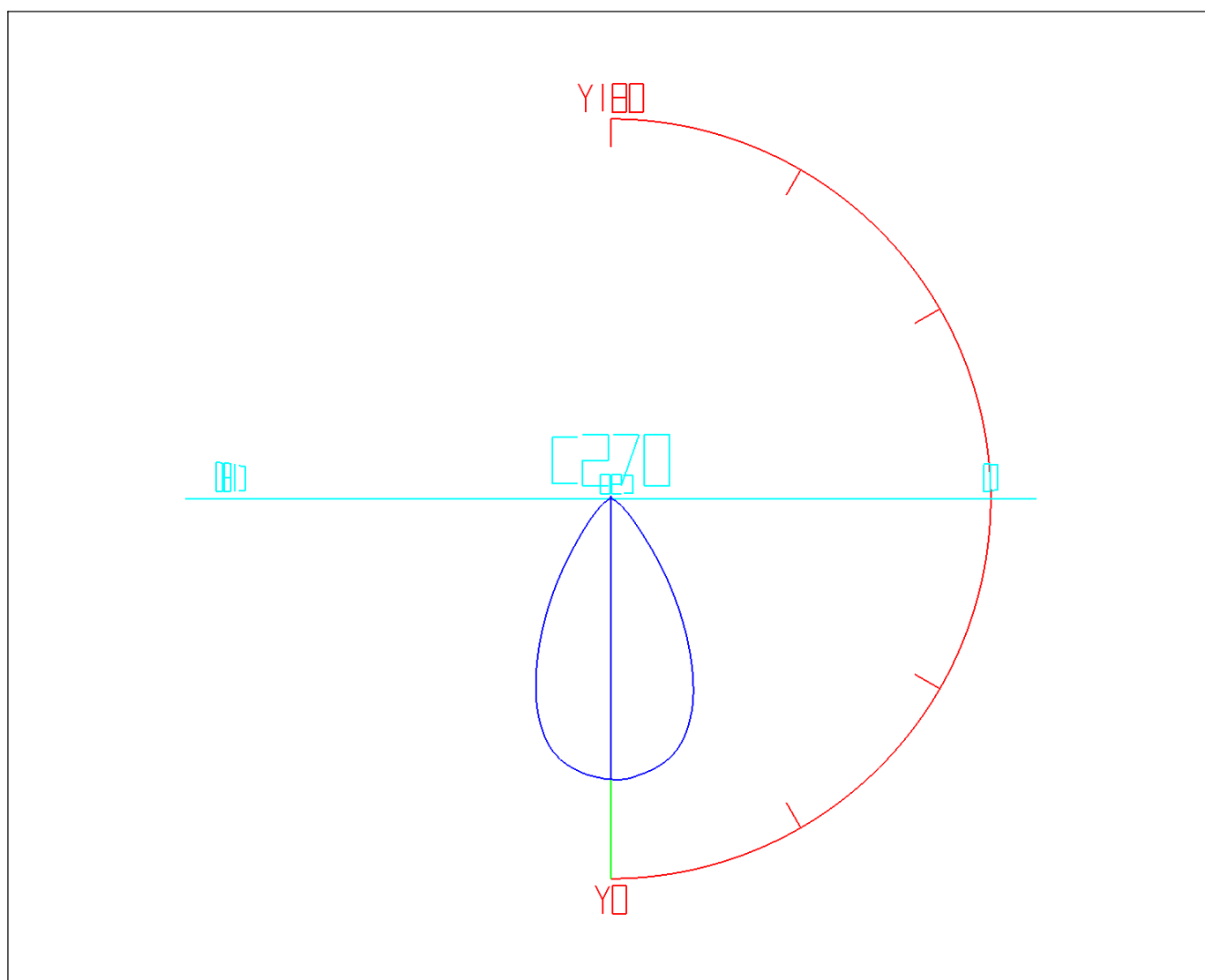
IES Indoor Report

Photometric Filename:MD10-13-XX-01 3000K RA90 60D.IES

3D Light Intensity Distribution Modal

Lum. Name: MD10-13-XX-01 3000K RA90 60D	Lum. Catalog:	Test ID: 01
Lamp Name:	Lamp Catalog: LED	Test Lab: Quality peatment
Manufacture: Shenzhen Norming Lighting Co., Ltd	Test Machine:GON-2000	Test Date: 2019/12/21

3D Light Intensity Distribution Modal



Curves: 3D Model — Fixture — Vert. HUD — Hori. HUD —
View Angles: Orient:0 Tilt:0 Roll:0 Spin:0

Zonal Flux Tabulation

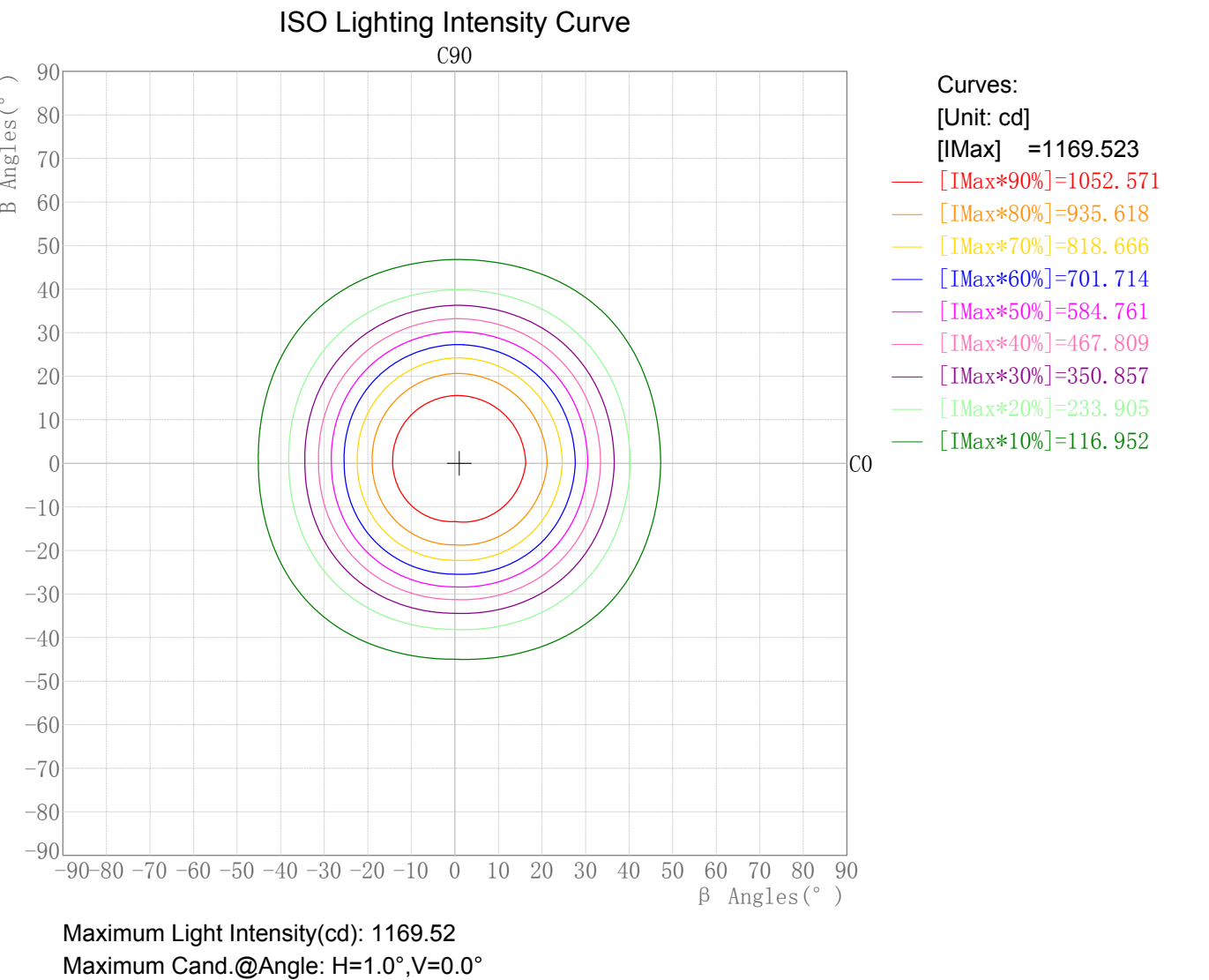
Zone(γ)	Zone Flux (lm)	Sums Flux (lm)	Zone%Lamp	Sums%Lamp	Zone(γ)	Zone Flux (lm)	Sums Flux (lm)	Zone%Lamp	Sums%Lamp
0.0-1.0	1.11	1.11	0.09	0.09	47.0-48.0	8.28	1062.64	0.69	89.14
1.0-2.0	3.33	4.45	0.28	0.37	48.0-49.0	7.66	1070.29	0.64	89.78
2.0-3.0	5.54	9.98	0.46	0.84	49.0-50.0	7.08	1077.38	0.59	90.38
3.0-4.0	7.73	17.71	0.65	1.49	50.0-51.0	6.55	1083.93	0.55	90.93
4.0-5.0	9.90	27.61	0.83	2.32	51.0-52.0	6.06	1089.98	0.51	91.43
5.0-6.0	12.05	39.65	1.01	3.33	52.0-53.0	5.59	1095.58	0.47	91.90
6.0-7.0	14.16	53.82	1.19	4.51	53.0-54.0	5.16	1100.74	0.43	92.34
7.0-8.0	16.23	70.05	1.36	5.88	54.0-55.0	4.76	1105.50	0.40	92.74
8.0-9.0	18.26	88.31	1.53	7.41	55.0-56.0	4.39	1109.88	0.37	93.10
9.0-10.0	20.24	108.55	1.70	9.11	56.0-57.0	4.05	1113.93	0.34	93.44
10.0-11.0	22.16	130.71	1.86	10.96	57.0-58.0	3.74	1117.67	0.31	93.76
11.0-12.0	24.03	154.73	2.02	12.98	58.0-59.0	3.44	1121.11	0.29	94.05
12.0-13.0	25.82	180.55	2.17	15.15	59.0-60.0	3.17	1124.28	0.27	94.31
13.0-14.0	27.51	208.06	2.31	17.45	60.0-61.0	2.91	1127.19	0.24	94.56
14.0-15.0	29.06	237.11	2.44	19.89	61.0-62.0	2.67	1129.87	0.22	94.78
15.0-16.0	30.47	267.59	2.56	22.45	62.0-63.0	2.45	1132.32	0.21	94.99
16.0-17.0	31.74	299.33	2.66	25.11	63.0-64.0	2.25	1134.57	0.19	95.17
17.0-18.0	32.88	332.21	2.76	27.87	64.0-65.0	2.06	1136.63	0.17	95.35
18.0-19.0	33.84	366.06	2.84	30.71	65.0-66.0	1.89	1138.52	0.16	95.51
19.0-20.0	34.59	400.64	2.90	33.61	66.0-67.0	1.73	1140.25	0.15	95.65
20.0-21.0	35.14	435.78	2.95	36.56	67.0-68.0	1.58	1141.82	0.13	95.78
21.0-22.0	35.49	471.27	2.98	39.53	68.0-69.0	1.44	1143.26	0.12	95.90
22.0-23.0	35.62	506.89	2.99	42.52	69.0-70.0	1.33	1144.59	0.11	96.01
23.0-24.0	35.58	542.47	2.98	45.51	70.0-71.0	1.24	1145.83	0.10	96.12
24.0-25.0	35.34	577.81	2.96	48.47	71.0-72.0	1.16	1147.00	0.10	96.22
25.0-26.0	34.88	612.70	2.93	51.40	72.0-73.0	1.09	1148.09	0.09	96.31
26.0-27.0	34.23	646.92	2.87	54.27	73.0-74.0	1.03	1149.12	0.09	96.39
27.0-28.0	33.40	680.32	2.80	57.07	74.0-75.0	0.97	1150.09	0.08	96.48
28.0-29.0	32.41	712.73	2.72	59.79	75.0-76.0	0.92	1151.00	0.08	96.55
29.0-30.0	31.28	744.02	2.62	62.41	76.0-77.0	0.88	1151.88	0.07	96.63
30.0-31.0	30.03	774.04	2.52	64.93	77.0-78.0	0.84	1152.72	0.07	96.70
31.0-32.0	28.64	802.68	2.40	67.33	78.0-79.0	0.81	1153.53	0.07	96.76
32.0-33.0	27.15	829.83	2.28	69.61	79.0-80.0	0.78	1154.32	0.07	96.83
33.0-34.0	25.58	855.40	2.15	71.76	80.0-81.0	0.76	1155.07	0.06	96.89
34.0-35.0	23.94	879.34	2.01	73.76	81.0-82.0	0.73	1155.81	0.06	96.96
35.0-36.0	22.26	901.60	1.87	75.63	82.0-83.0	0.71	1156.51	0.06	97.01
36.0-37.0	20.55	922.15	1.72	77.36	83.0-84.0	0.68	1157.20	0.06	97.07
37.0-38.0	18.86	941.01	1.58	78.94	84.0-85.0	0.66	1157.86	0.06	97.13
38.0-39.0	17.24	958.25	1.45	80.38	85.0-86.0	0.64	1158.50	0.05	97.18
39.0-40.0	15.74	973.99	1.32	81.70	86.0-87.0	0.61	1159.11	0.05	97.23
40.0-41.0	14.41	988.40	1.21	82.91	87.0-88.0	0.59	1159.70	0.05	97.28
41.0-42.0	13.27	1001.67	1.11	84.03	88.0-89.0	0.56	1160.26	0.05	97.33
42.0-43.0	12.26	1013.92	1.03	85.05	89.0-90.0	0.54	1160.81	0.05	97.37
43.0-44.0	11.33	1025.26	0.95	86.00	90.0-91.0	0.53	1161.34	0.04	97.42
44.0-45.0	10.47	1035.73	0.88	86.88	91.0-92.0	0.52	1161.85	0.04	97.46
45.0-46.0	9.68	1045.41	0.81	87.69	92.0-93.0	0.51	1162.36	0.04	97.51
46.0-47.0	8.95	1054.36	0.75	88.45	93.0-94.0	0.49	1162.86	0.04	97.55

Zonal Flux Tabulation - (Cont.)

Zone(γ)	Zone Flux (lm)	Sums Flux (lm)	Zone%Lamp	Sums%Lamp	Zone(γ)	Zone Flux (lm)	Sums Flux (lm)	Zone%Lamp	Sums%Lamp
94.0-95.0	0.48	1163.34	0.04	97.59	141.0-142.0	0.41	1182.08	0.03	99.16
95.0-96.0	0.47	1163.81	0.04	97.63	142.0-143.0	0.41	1182.49	0.03	99.19
96.0-97.0	0.46	1164.28	0.04	97.67	143.0-144.0	0.41	1182.91	0.03	99.23
97.0-98.0	0.45	1164.73	0.04	97.70	144.0-145.0	0.41	1183.32	0.03	99.26
98.0-99.0	0.44	1165.17	0.04	97.74	145.0-146.0	0.41	1183.72	0.03	99.30
99.0-100.0	0.44	1165.61	0.04	97.78	146.0-147.0	0.40	1184.13	0.03	99.33
100.0-101.0	0.43	1166.04	0.04	97.81	147.0-148.0	0.40	1184.53	0.03	99.36
101.0-102.0	0.42	1166.46	0.04	97.85	148.0-149.0	0.40	1184.92	0.03	99.40
102.0-103.0	0.41	1166.87	0.03	97.88	149.0-150.0	0.39	1185.31	0.03	99.43
103.0-104.0	0.41	1167.28	0.03	97.92	150.0-151.0	0.39	1185.70	0.03	99.46
104.0-105.0	0.40	1167.68	0.03	97.95	151.0-152.0	0.38	1186.08	0.03	99.49
105.0-106.0	0.40	1168.08	0.03	97.98	152.0-153.0	0.37	1186.45	0.03	99.53
106.0-107.0	0.39	1168.47	0.03	98.02	153.0-154.0	0.37	1186.82	0.03	99.56
107.0-108.0	0.39	1168.85	0.03	98.05	154.0-155.0	0.36	1187.17	0.03	99.59
108.0-109.0	0.38	1169.23	0.03	98.08	155.0-156.0	0.35	1187.52	0.03	99.62
109.0-110.0	0.38	1169.61	0.03	98.11	156.0-157.0	0.34	1187.86	0.03	99.64
110.0-111.0	0.38	1169.99	0.03	98.15	157.0-158.0	0.33	1188.19	0.03	99.67
111.0-112.0	0.37	1170.36	0.03	98.18	158.0-159.0	0.32	1188.51	0.03	99.70
112.0-113.0	0.37	1170.73	0.03	98.21	159.0-160.0	0.31	1188.82	0.03	99.72
113.0-114.0	0.37	1171.10	0.03	98.24	160.0-161.0	0.30	1189.12	0.03	99.75
114.0-115.0	0.37	1171.47	0.03	98.27	161.0-162.0	0.29	1189.41	0.02	99.77
115.0-116.0	0.37	1171.84	0.03	98.30	162.0-163.0	0.27	1189.68	0.02	99.80
116.0-117.0	0.37	1172.21	0.03	98.33	163.0-164.0	0.26	1189.94	0.02	99.82
117.0-118.0	0.37	1172.58	0.03	98.36	164.0-165.0	0.25	1190.19	0.02	99.84
118.0-119.0	0.37	1172.95	0.03	98.39	165.0-166.0	0.24	1190.43	0.02	99.86
119.0-120.0	0.37	1173.32	0.03	98.42	166.0-167.0	0.22	1190.65	0.02	99.88
120.0-121.0	0.37	1173.69	0.03	98.46	167.0-168.0	0.21	1190.86	0.02	99.90
121.0-122.0	0.38	1174.07	0.03	98.49	168.0-169.0	0.19	1191.05	0.02	99.91
122.0-123.0	0.38	1174.44	0.03	98.52	169.0-170.0	0.18	1191.23	0.01	99.93
123.0-124.0	0.38	1174.82	0.03	98.55	170.0-171.0	0.16	1191.39	0.01	99.94
124.0-125.0	0.38	1175.21	0.03	98.58	171.0-172.0	0.15	1191.54	0.01	99.95
125.0-126.0	0.39	1175.59	0.03	98.62	172.0-173.0	0.13	1191.67	0.01	99.96
126.0-127.0	0.39	1175.98	0.03	98.65	173.0-174.0	0.11	1191.78	0.01	99.97
127.0-128.0	0.39	1176.37	0.03	98.68	174.0-175.0	0.10	1191.88	0.01	99.98
128.0-129.0	0.39	1176.76	0.03	98.71	175.0-176.0	0.08	1191.96	0.01	99.99
129.0-130.0	0.40	1177.16	0.03	98.75	176.0-177.0	0.06	1192.02	0.01	99.99
130.0-131.0	0.40	1177.56	0.03	98.78	177.0-178.0	0.04	1192.06	0.00	100.00
131.0-132.0	0.40	1177.96	0.03	98.81	178.0-179.0	0.03	1192.09	0.00	100.00
132.0-133.0	0.40	1178.37	0.03	98.85	179.0-180.0	0.01	1192.10	0.00	100.00
133.0-134.0	0.41	1178.78	0.03	98.88					
134.0-135.0	0.41	1179.18	0.03	98.92					
135.0-136.0	0.41	1179.60	0.03	98.95					
136.0-137.0	0.41	1180.01	0.03	98.99					
137.0-138.0	0.41	1180.42	0.03	99.02					
138.0-139.0	0.41	1180.84	0.03	99.06					
139.0-140.0	0.42	1181.25	0.03	99.09					
140.0-141.0	0.42	1181.67	0.03	99.12					

Rectangle ISO Lighting Intensity Diagram

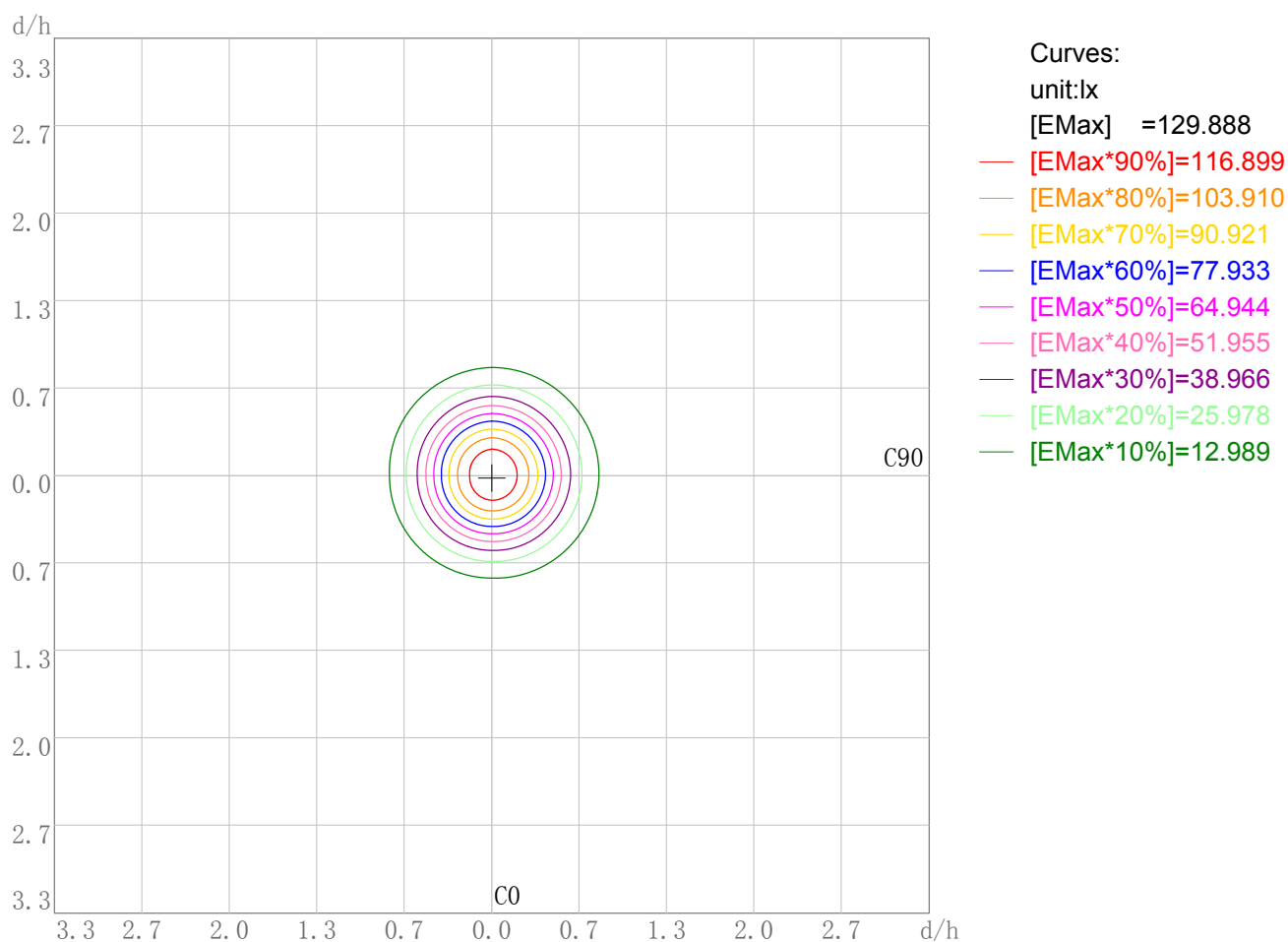
Lum. Name: MD10-13-XX-01 3000K RA90 60D	Lum. Catalog:	Test ID: 01
Lamp Name:	Lamp Catalog: LED	Test Lab: Quality peatment
Manufacture: Shenzhen Norming Lighting Co., Ltd	Test Machine:GON-2000	Test Date: 2019/12/21



Plane ISO-Illuminance Diagram

Lum. Name: MD10-13-XX-01 3000K RA90 60D	Lum. Catalog:	Test ID: 01
Lamp Name:	Lamp Catalog: LED	Test Lab: Quality peatment
Manufacture: Shenzhen Norming Lighting Co., Ltd	Test Machine:GON-2000	Test Date: 2019/12/21

Plane ISO-Illuminance Curve



Working Plane Luminaire Mounting Height(m): 3.00

Working Plane Maximum Illuminance(lx): 129.89

Working Plane Maximum Illuminance Position(d/h):H0.0 V0.0

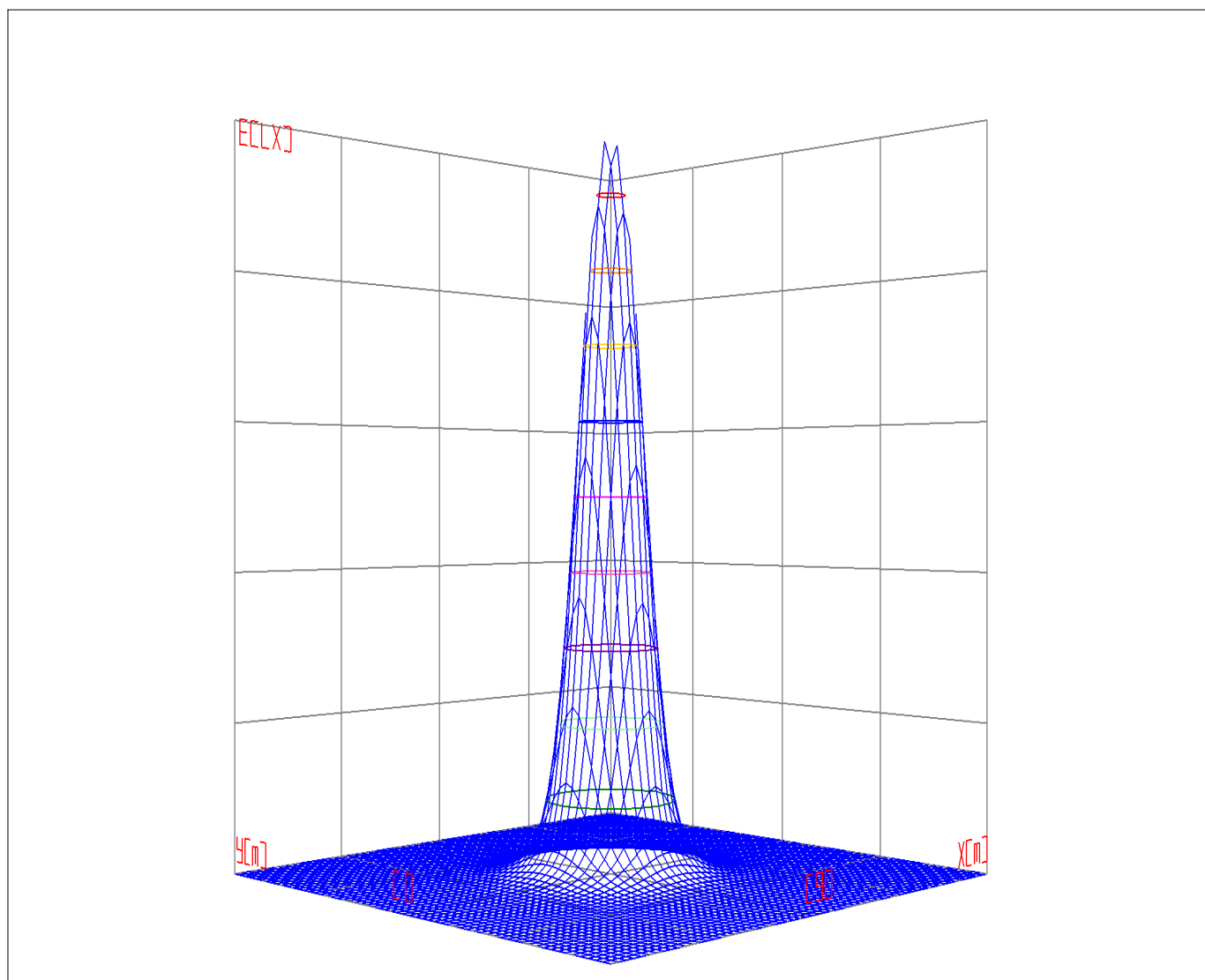
IES Indoor Report

Photometric Filename:MD10-13-XX-01 3000K RA90 60D.IES

3D Plane ISO Illuminance Diagram

Lum. Name: MD10-13-XX-01 3000K RA90 60D	Lum. Catalog:	Test ID: 01
Lamp Name:	Lamp Catalog: LED	Test Lab: Quality peatment
Manufacture: Shenzhen Norming Lighting Co., Ltd	Test Machine:GON-2000	Test Date: 2019/12/21

3D Plane Illuminance Modal



Curves: 3D Model — 90% — 80% — 70% — 60% — 50% — 40% — 30% — 20% — 10% —
View Angles(deg): 0 Height(m): 3.0 Distance(m): 10.0

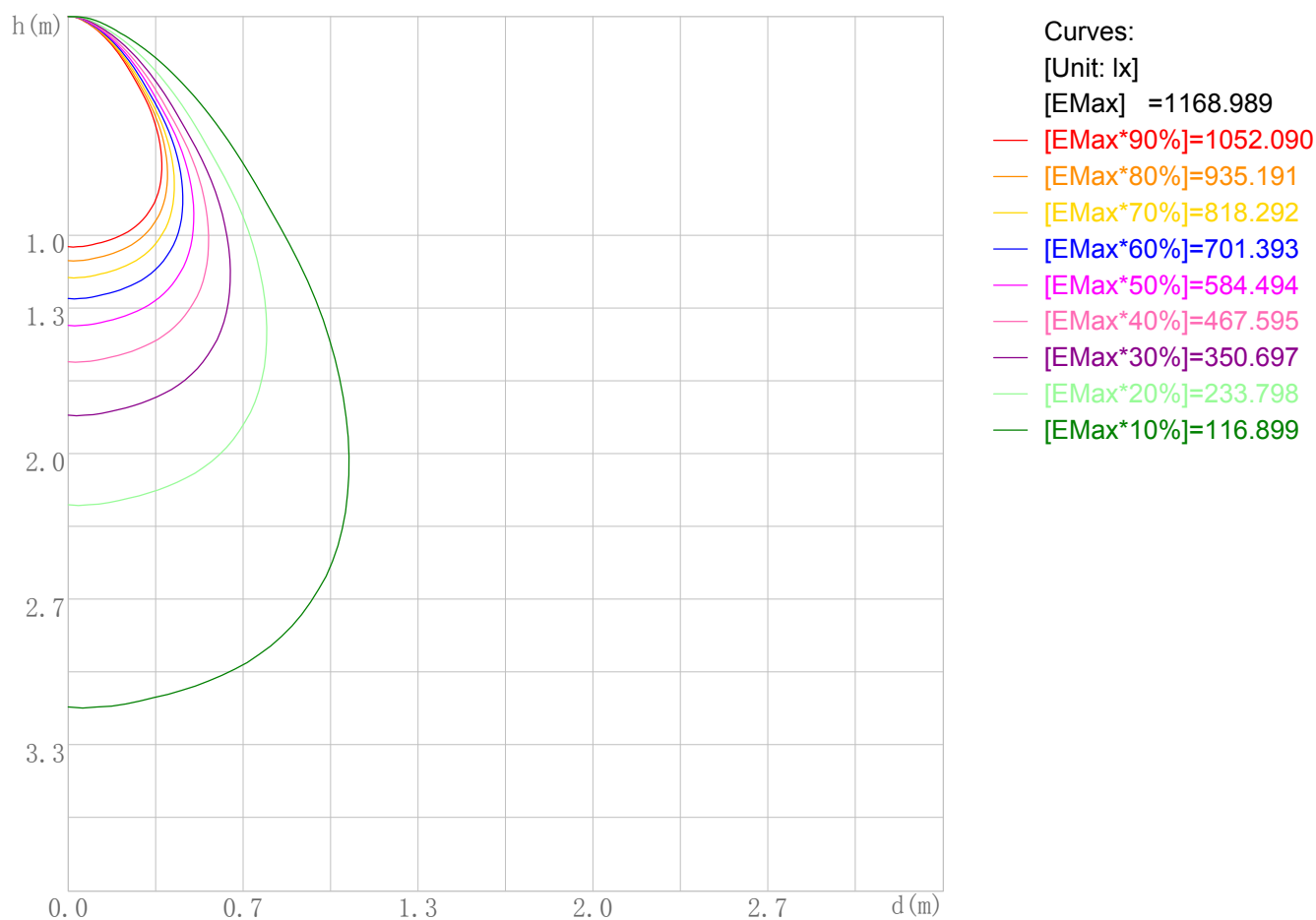
IES Indoor Report

Photometric Filename:MD10-13-XX-01 3000K RA90 60D.IES

Space ISO Illuminance Diagram

Lum. Name: MD10-13-XX-01 3000K RA90 60D	Lum. Catalog:	Test ID: 01
Lamp Name:	Lamp Catalog: LED	Test Lab: Quality peatment
Manufacture: Shenzhen Norming Lighting Co., Ltd	Test Machine:GON-2000	Test Date: 2019/12/21

Space ISO Illuminance Curve



Space Plane Maximum Illuminance and @Angle:1168.99lx,1.0deg
Plane Maximum Lighting Intensity and @Angle:1169.523cd,0deg

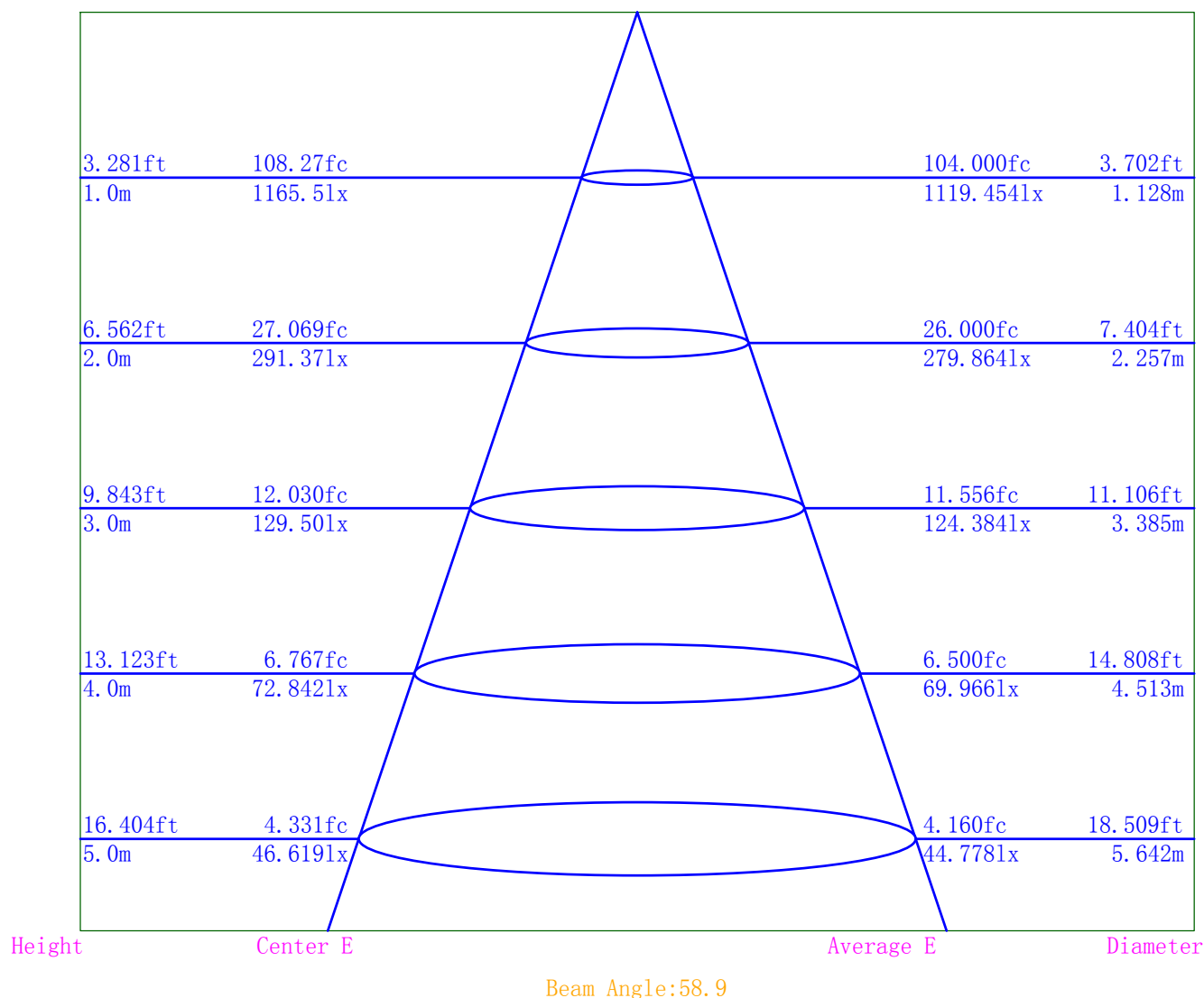
IES Indoor Report

Photometric Filename:MD10-13-XX-01 3000K RA90 60D.IES

Illuminance-Distance Diagram

Lum. Name: MD10-13-XX-01 3000K RA90 60D	Lum. Catalog:	Test ID: 01
Lamp Name:	Lamp Catalog: LED	Test Lab: Quality peatment
Manufacture: Shenzhen Norming Lighting Co., Ltd	Test Machine:GON-2000	Test Date: 2019/12/21

Illuminance-Distance Curve



Indoor Luminance Limiting Curves

Table with 3 columns: Lum. Name, Lum. Catalog, Test ID, Lamp Name, Lamp Catalog, Test Lab, Manufacture, Test Machine, Test Date.

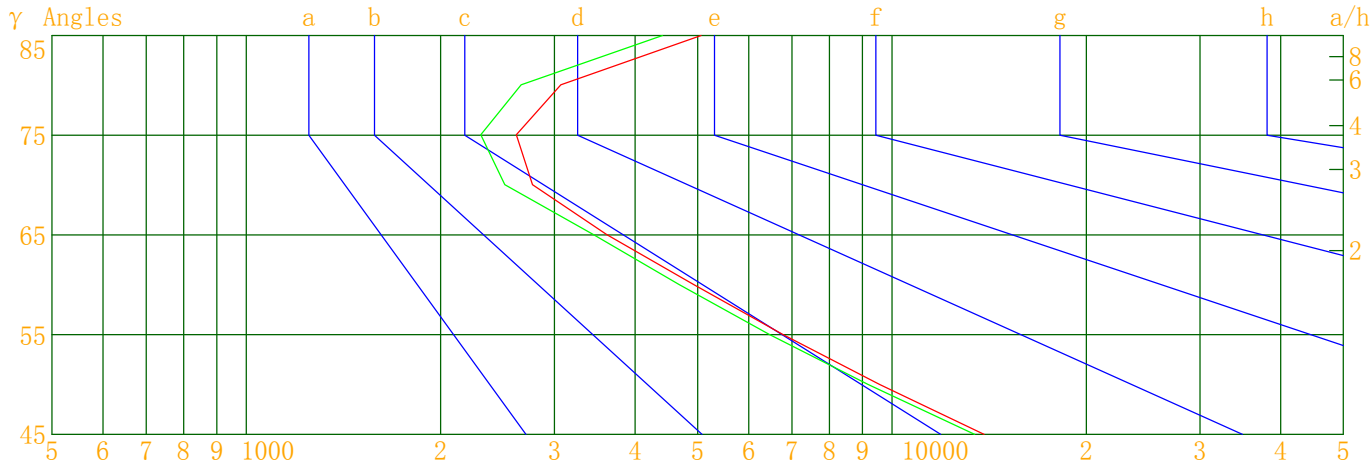
Glare Grade Table

Table with 10 columns: GI, Quality, and 8 columns for Using Illuminance (a-h).

Luminance Table

Table with 10 columns: Gama(deg), 45, 50, 55, 60, 65, 70, 75, 80, 85.

Luminance Limiting Curve



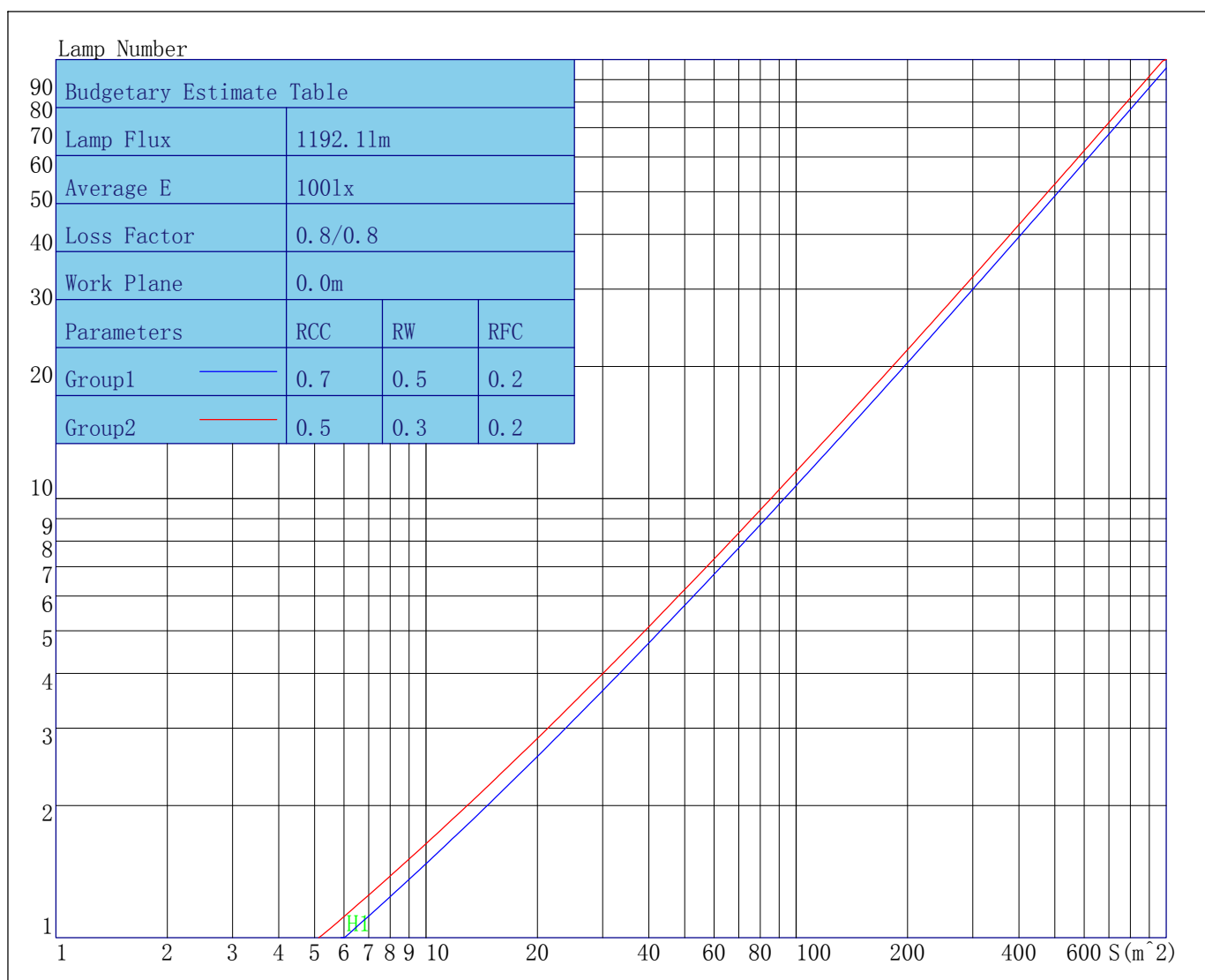
Luminous Size: Length(m)=0.060 Width(m)=0.060 Height(m)=0.185 Area(m^2)=0.014700
Luminous Type: Without Luminous Side
Luminous Curves: C0-C180 Color: C90-C270 Color:

IES Indoor Report

Photometric Filename:MD10-13-XX-01 3000K RA90 60D.IES

Indoor Budgetary Estimate Table

Lum. Name: MD10-13-XX-01 3000K RA90 60D	Lum. Catalog:	Test ID: 01
Lamp Name:	Lamp Catalog: LED	Test Lab: Quality peatment
Manufacture: Shenzhen Norming Lighting Co., Ltd	Test Machine:GON-2000	Test Date: 2019/12/21



Parameters1: Rhocc = 0.7 Rhow = 0.5 Rhofc = 0.2 LLF = 0.8
Parameters2: Rhocc = 0.5 Rhow = 0.3 Rhofc = 0.2 LLF = 0.8
Average Illuminance(lx): 100 Cavity Height: H1(m) = 2

IES Indoor Report

Photometric Filename:MD10-13-XX-01 3000K RA90 60D.IES

Indoor Coefficient of Utilization Table

Lum. Name: MD10-13-XX-01 3000K RA90 60D	Lum. Catalog:	Test ID: 01
Lamp Name:	Lamp Catalog: LED	Test Lab: Quality peatment
Manufacture: Shenzhen Norming Lighting Co., Ltd	Test Machine:GON-2000	Test Date: 2019/12/21

Coefficients of Utilization – Zonal Cavity Method																		
Coef.	Effective Floor Cavity Reflectance RFC=0.20																	
RhoCC (%)	80				70				50			30			10			0
RhoW (%)	70	50	30	10	70	50	30	10	50	30	10	50	30	10	50	30	10	0
RCR	Coefficient of Utilization(%)																	
0	118	118	118	118	115	115	115	115	110	110	110	104	104	104	100	100	100	97
1	112	109	106	104	109	106	104	102	102	100	98	98	96	95	94	93	92	90
2	106	100	96	92	103	98	94	91	95	91	88	91	88	86	88	86	84	82
3	100	93	87	83	97	91	86	82	88	84	80	85	82	79	83	80	77	75
4	94	86	80	75	92	85	79	75	82	77	73	80	76	72	77	74	71	69
5	89	80	73	69	87	79	73	68	77	71	67	75	70	67	73	69	66	64
6	84	74	68	63	82	73	67	63	72	66	62	70	65	62	68	64	61	59
7	80	70	63	59	78	69	63	58	67	62	58	66	61	57	64	60	57	55
8	75	65	59	54	74	65	59	54	63	58	54	62	57	53	61	56	53	52
9	72	61	55	51	70	61	55	51	60	54	50	58	54	50	57	53	50	48
10	68	58	52	48	67	57	51	47	56	51	47	55	50	47	54	50	47	45

Unified Glare Rating Table

Lum. Name: MD10-13-XX-01 3000K RA90 60D	Lum. Catelog:	Test ID: 01
Lamp Name:	Lamp Catalog: LED	Test Lab: QQualty peatment
Manufacture: Shenzhen Norming Lighting Co., Ltd	Test Machine:GON-2000	Test Date: 2019/12/21

Unified Glare Rating Table

Ceiling RCC	0.70	0.70	0.50	0.50	0.30	0.70	0.70	0.50	0.50	0.30
Wall RW	0.50	0.30	0.50	0.30	0.30	0.50	0.30	0.50	0.30	0.30
Floor RFC	0.20	0.20	0.20	0.20	0.20	0.20	0.20	0.20	0.20	0.20
Room Size	Vewed crosswise					Vewed endwise				
X=2H Y=2H	17.8	18.8	18.2	19.2	19.6	17.6	18.7	18.0	19.1	19.4
	17.8	18.8	18.3	19.2	19.6	17.7	18.6	18.1	19.0	19.4
	17.9	18.7	18.3	19.1	19.6	17.7	18.5	18.1	19.0	19.4
	17.9	18.7	18.4	19.1	19.6	17.7	18.5	18.1	18.9	19.4
	17.9	18.7	18.4	19.1	19.6	17.7	18.5	18.2	18.9	19.4
	18.0	18.7	18.5	19.2	19.7	17.8	18.5	18.2	18.9	19.4
X=4H Y=2H	17.7	18.6	18.1	19.0	19.4	17.5	18.4	18.0	18.8	19.3
	17.8	18.5	18.3	19.0	19.5	17.6	18.4	18.1	18.8	19.3
	17.9	18.5	18.4	19.0	19.5	17.7	18.3	18.2	18.8	19.3
	18.0	18.5	18.5	19.0	19.6	17.8	18.3	18.3	18.8	19.3
	18.1	18.6	18.6	19.1	19.6	17.8	18.3	18.3	18.8	19.4
	18.2	18.7	18.8	19.2	19.8	17.9	18.4	18.5	18.9	19.5
X=8H Y=4H	17.8	18.3	18.3	18.8	19.3	17.6	18.1	18.1	18.6	19.1
	18.0	18.4	18.6	19.0	19.5	17.8	18.2	18.3	18.7	19.3
	18.2	18.5	18.7	19.1	19.7	17.9	18.3	18.5	18.8	19.4
	18.5	18.8	19.0	19.3	20.0	18.1	18.5	18.7	19.0	19.6
X=12H Y=4H	17.8	18.2	18.3	18.7	19.3	17.6	18.0	18.1	18.5	19.1
	18.0	18.4	18.6	18.9	19.5	17.7	18.1	18.3	18.6	19.2
	18.2	18.5	18.8	19.1	19.7	17.9	18.3	18.5	18.8	19.4
Variations with the objerver position at spacings										
S=1.0H	0.1/-0.1					0.2/-0.2				
S=1.5H	0.3/-0.3					0.4/-0.3				
S=2.0H	0.8/-0.6					1.0/-0.7				
Reduced UGR Table:										
Nordic Standard Table:	BK0					BK0				
Correction Value	0.9					0.8				

o the CIE Pub.117, data has been corrected, refers to the lamp's lumens 8.2flm.

Candela Tabulation

V/H	C0.0	C90.0	C180.0	C270.0
γ 0.0	1165.47	1165.47	1165.47	1165.47
γ 1.0	1169.52	1159.92	1166.40	1155.04
γ 2.0	1167.63	1157.81	1161.47	1149.43
γ 3.0	1167.28	1155.17	1158.17	1144.17
γ 4.0	1163.65	1152.27	1153.88	1139.66
γ 5.0	1158.33	1149.92	1150.39	1134.78
γ 6.0	1152.72	1147.55	1145.04	1129.54
γ 7.0	1148.89	1142.63	1138.08	1122.31
γ 8.0	1142.83	1135.10	1130.84	1112.19
γ 9.0	1137.35	1127.02	1122.96	1103.46
γ 10.0	1129.62	1118.58	1113.81	1092.09
γ 11.0	1121.49	1110.53	1103.75	1081.45
γ 12.0	1112.43	1100.95	1089.71	1071.02
γ 13.0	1102.78	1091.05	1075.79	1058.53
γ 14.0	1088.96	1077.91	1058.23	1042.34
γ 15.0	1074.75	1063.23	1038.20	1022.87
γ 16.0	1057.42	1044.56	1015.68	1001.67
γ 17.0	1038.60	1026.43	989.96	979.65
γ 18.0	1016.90	1006.89	963.73	955.40
γ 19.0	992.49	982.79	935.10	927.50
γ 20.0	966.73	954.44	903.25	896.76
γ 21.0	941.03	925.27	869.46	862.81
γ 22.0	910.47	893.16	833.51	827.72
γ 23.0	877.66	860.09	796.43	792.14
γ 24.0	842.32	826.36	757.61	756.84
γ 25.0	806.20	791.15	718.09	718.58
γ 26.0	766.43	751.98	678.36	680.25
γ 27.0	727.16	712.42	638.98	640.52
γ 28.0	686.89	672.56	598.98	599.13
γ 29.0	646.73	633.18	559.07	558.43
γ 30.0	605.39	594.55	518.93	518.37
γ 31.0	564.49	556.16	479.75	478.29
γ 32.0	524.13	516.40	440.24	439.10
γ 33.0	485.24	476.14	402.90	401.64
γ 34.0	446.12	436.90	366.40	365.19
γ 35.0	408.79	398.08	331.25	330.79
γ 36.0	371.61	361.33	296.94	297.45
γ 37.0	336.15	325.23	265.43	266.10
γ 38.0	301.74	290.95	237.10	237.22
γ 39.0	269.82	258.25	213.15	211.85
γ 40.0	240.29	229.43	192.28	190.30
γ 41.0	214.50	206.09	174.05	172.07
γ 42.0	193.02	186.90	157.83	156.10
γ 43.0	175.00	169.73	143.12	141.74
γ 44.0	158.88	154.13	129.90	128.42
γ 45.0	144.38	139.61	118.23	116.57
γ 46.0	131.47	126.42	107.63	105.87

Candela Tabulation - (Cont.)

V/H	C0.0	C90.0	C180.0	C270.0
γ 47.0	119.60	114.57	98.05	96.46
γ 48.0	108.78	104.28	89.19	88.07
γ 49.0	99.11	95.13	81.09	80.25
γ 50.0	90.40	86.77	73.62	73.15
γ 51.0	82.48	79.08	67.12	66.73
γ 52.0	75.31	72.14	61.16	60.56
γ 53.0	68.74	65.76	55.79	54.97
γ 54.0	62.58	59.82	50.82	49.87
γ 55.0	57.13	54.47	46.29	45.29
γ 56.0	52.10	49.70	42.16	41.28
γ 57.0	47.59	45.41	38.40	37.69
γ 58.0	43.37	41.39	34.91	34.39
γ 59.0	39.67	37.78	31.60	31.34
γ 60.0	36.25	34.41	28.72	28.42
γ 61.0	32.95	31.39	26.18	25.80
γ 62.0	29.96	28.60	23.72	23.40
γ 63.0	27.23	26.02	21.45	21.40
γ 64.0	24.61	23.61	19.35	19.50
γ 65.0	22.46	21.42	17.64	17.90
γ 66.0	20.47	19.33	15.97	16.36
γ 67.0	18.80	17.38	14.64	14.59
γ 68.0	16.93	15.79	12.82	13.53
γ 69.0	15.06	14.39	11.74	12.72
γ 70.0	13.95	12.64	10.99	11.98
γ 71.0	13.08	11.68	10.31	11.25
γ 72.0	12.25	10.90	9.63	10.51
γ 73.0	11.45	10.17	8.98	9.83
γ 74.0	10.68	9.45	8.41	9.26
γ 75.0	9.97	8.78	7.95	8.83
γ 76.0	9.37	8.21	7.61	8.46
γ 77.0	8.91	7.77	7.30	8.13
γ 78.0	8.50	7.39	7.03	7.84
γ 79.0	8.16	7.08	6.80	7.57
γ 80.0	7.84	6.80	6.55	7.30
γ 81.0	7.53	6.55	6.34	7.05
γ 82.0	7.25	6.30	6.13	6.81
γ 83.0	6.98	6.08	5.93	6.58
γ 84.0	6.72	5.87	5.72	6.36
γ 85.0	6.49	5.65	5.54	6.16
γ 86.0	6.24	5.43	5.32	5.91
γ 87.0	6.02	5.23	5.05	5.64
γ 88.0	5.73	4.96	4.82	5.44
γ 89.0	5.47	4.71	4.70	5.30
γ 90.0	5.30	4.51	4.59	5.17
γ 91.0	5.15	4.40	4.49	5.06
γ 92.0	5.02	4.30	4.40	4.95
γ 93.0	4.91	4.20	4.32	4.85

Candela Tabulation - (Cont.)

V/H	C0.0	C90.0	C180.0	C270.0
γ 94.0	4.80	4.11	4.23	4.75
γ 95.0	4.69	4.01	4.15	4.65
γ 96.0	4.59	3.93	4.08	4.56
γ 97.0	4.49	3.86	4.01	4.49
γ 98.0	4.39	3.79	3.96	4.40
γ 99.0	4.32	3.71	3.90	4.33
γ 100.0	4.23	3.66	3.84	4.27
γ 101.0	4.16	3.60	3.81	4.20
γ 102.0	4.10	3.54	3.77	4.15
γ 103.0	4.03	3.50	3.72	4.10
γ 104.0	3.98	3.46	3.69	4.05
γ 105.0	3.91	3.42	3.67	4.02
γ 106.0	3.88	3.39	3.64	3.99
γ 107.0	3.84	3.36	3.63	3.96
γ 108.0	3.81	3.34	3.62	3.94
γ 109.0	3.79	3.32	3.63	3.93
γ 110.0	3.76	3.31	3.64	3.92
γ 111.0	3.75	3.31	3.63	3.92
γ 112.0	3.73	3.31	3.66	3.93
γ 113.0	3.74	3.33	3.68	3.94
γ 114.0	3.73	3.34	3.71	3.95
γ 115.0	3.75	3.36	3.76	3.99
γ 116.0	3.76	3.39	3.80	4.01
γ 117.0	3.78	3.43	3.85	4.05
γ 118.0	3.82	3.47	3.90	4.09
γ 119.0	3.85	3.51	3.96	4.14
γ 120.0	3.89	3.56	4.03	4.19
γ 121.0	3.94	3.63	4.10	4.26
γ 122.0	3.99	3.69	4.18	4.32
γ 123.0	4.05	3.76	4.26	4.40
γ 124.0	4.12	3.83	4.34	4.47
γ 125.0	4.20	3.91	4.44	4.55
γ 126.0	4.26	3.99	4.53	4.64
γ 127.0	4.34	4.08	4.63	4.73
γ 128.0	4.43	4.18	4.74	4.83
γ 129.0	4.53	4.27	4.85	4.93
γ 130.0	4.62	4.37	4.96	5.01
γ 131.0	4.72	4.48	5.07	5.13
γ 132.0	4.81	4.59	5.18	5.22
γ 133.0	4.92	4.70	5.30	5.34
γ 134.0	5.02	4.80	5.43	5.46
γ 135.0	5.14	4.92	5.54	5.56
γ 136.0	5.24	5.03	5.67	5.68
γ 137.0	5.35	5.16	5.79	5.80
γ 138.0	5.48	5.27	5.93	5.91
γ 139.0	5.60	5.40	6.05	6.03
γ 140.0	5.71	5.53	6.16	6.14

IES Indoor Report

Photometric Filename:MD10-13-XX-01 3000K RA90 60D.IES

Candela Tabulation - (Cont.)

V/H	C0.0	C90.0	C180.0	C270.0
γ 141.0	5.85	5.66	6.29	6.27
γ 142.0	5.96	5.77	6.41	6.37
γ 143.0	6.08	5.90	6.55	6.49
γ 144.0	6.20	6.03	6.67	6.60
γ 145.0	6.32	6.14	6.80	6.72
γ 146.0	6.44	6.26	6.92	6.84
γ 147.0	6.56	6.38	7.04	6.95
γ 148.0	6.68	6.50	7.16	7.05
γ 149.0	6.80	6.63	7.27	7.17
γ 150.0	6.91	6.74	7.39	7.27
γ 151.0	7.03	6.86	7.50	7.38
γ 152.0	7.14	6.98	7.61	7.48
γ 153.0	7.25	7.09	7.72	7.58
γ 154.0	7.36	7.20	7.82	7.67
γ 155.0	7.47	7.31	7.92	7.76
γ 156.0	7.57	7.42	8.02	7.84
γ 157.0	7.68	7.53	8.12	7.95
γ 158.0	7.78	7.63	8.21	8.03
γ 159.0	7.89	7.74	8.30	8.12
γ 160.0	7.97	7.85	8.38	8.21
γ 161.0	8.07	7.93	8.47	8.29
γ 162.0	8.15	8.05	8.56	8.38
γ 163.0	8.24	8.15	8.65	8.46
γ 164.0	8.35	8.24	8.73	8.53
γ 165.0	8.43	8.34	8.80	8.62
γ 166.0	8.53	8.42	8.88	8.69
γ 167.0	8.62	8.51	8.96	8.76
γ 168.0	8.71	8.61	9.03	8.83
γ 169.0	8.79	8.68	9.10	8.90
γ 170.0	8.87	8.76	9.17	8.95
γ 171.0	8.94	8.84	9.22	9.01
γ 172.0	9.01	8.92	9.28	9.09
γ 173.0	9.09	8.97	9.34	9.12
γ 174.0	9.15	9.05	9.38	9.17
γ 175.0	9.18	9.09	9.40	9.20
γ 176.0	9.25	9.16	9.45	9.23
γ 177.0	9.30	9.20	9.48	9.28
γ 178.0	9.35	9.24	9.50	9.30
γ 179.0	9.37	9.27	9.50	9.31
γ 180.0	9.40	9.40	9.40	9.40